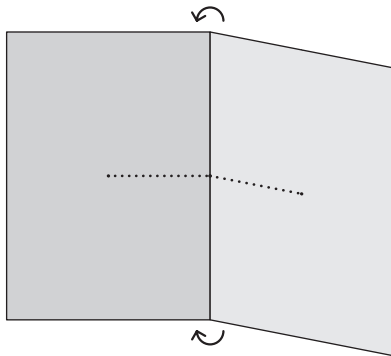
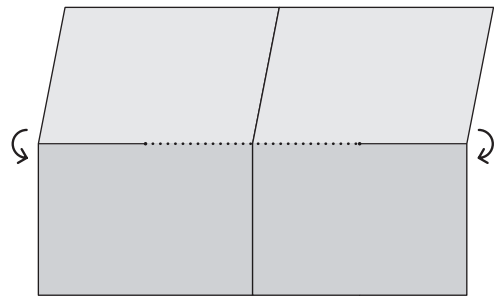


# Instructions for Mini Books

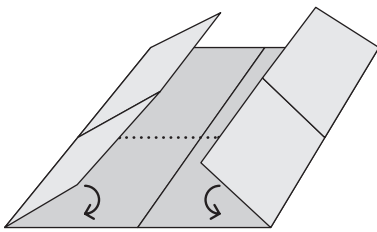
Mini Books can be made with A4 or A3 paper



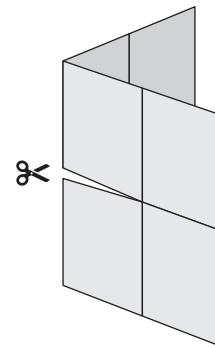
**1** Fold in half so print can be seen, then unfold.



**2** Fold in half lengthwise so print can be seen, then unfold.



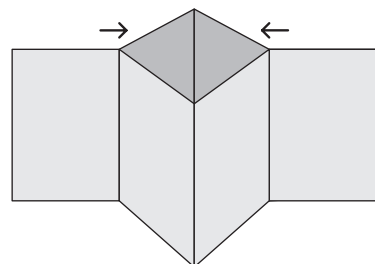
**3** Fold in end quarters so print can be seen, then unfold.



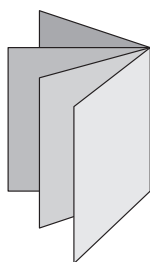
**4** Fold in half, then cut along the dotted line.



**5** Fold in half lengthwise.



**6** Push in ends together.



**7** Form the mini book.



Video Instructions

[bit.ly/MBInstructions](https://bit.ly/MBInstructions)