






<b>W</b>	<b>WRITE</b>	Title: .....			
		Author: .....			
<b>I</b>	<b>IDENTIFY</b> subjects or topics	This non-fiction book is mostly about: .....			
		.....			
		.....			
<b>L</b>	<b>LOCATE</b> information features add example	<b>Contents</b> Page: ..... Example: .....	<b>Index</b> Page: ..... Example: .....	<b>Glossary</b> Page: ..... Example: .....	<b>Headings</b> Example: .....
		<b>Fact Boxes</b> <input type="checkbox"/> Yes <input type="checkbox"/> No	<b>Captions</b> <input type="checkbox"/> Yes <input type="checkbox"/> No	<b>Questions</b> <input type="checkbox"/> Yes <input type="checkbox"/> No	<b>Web Links</b> <input type="checkbox"/> Yes <input type="checkbox"/> No
<b>D</b>	<b>DESCRIBE</b> illustrations	Tick all the types of illustrations in the book			
		<input type="checkbox"/> Photographs <input type="checkbox"/> Diagrams <input type="checkbox"/> Drawings <input type="checkbox"/> Maps <input type="checkbox"/> Diary excerpts			
<b>M</b>	<b>MAKE</b> a list of new words 1 for each team member	List of new words:			
		Circle one new word from the book and give its meaning:			
<b>I</b>	<b>IDENTIFY</b> audience	<input type="checkbox"/> Prep Year 1 Year 2	<input type="checkbox"/> Year 3 Year 4	<input type="checkbox"/> Year 5 Year 6	<input type="checkbox"/> High School Years
<b>N</b>	<b>NOTE DOWN</b> something of interest	Check out a fact box or caption:			
<b>D</b>	<b>DECIDE</b> on a rating for	<b>Layout</b> ..... / 5	<b>Illustrations</b> ..... / 5	<b>Range of Information</b> ..... / 5	<b>Quality of information</b> ..... / 5
<b>S</b>	<b>STARS</b> overall	    			

<b>W</b>	<b>WRITE</b>	Title: .....			
		Author: .....			
<b>I</b>	<b>IDENTIFY</b> subjects or topics	This non-fiction book is mostly about: .....			
		.....			
		.....			
<b>L</b>	<b>LOCATE</b> information features add example	<b>Contents</b> Page: ..... Example: .....	<b>Index</b> Page: ..... Example: .....	<b>Glossary</b> Page: ..... Example: .....	<b>Headings</b> Example: .....
		<b>Fact Boxes</b> <input type="checkbox"/> Yes <input type="checkbox"/> No	<b>Captions</b> <input type="checkbox"/> Yes <input type="checkbox"/> No	<b>Questions</b> <input type="checkbox"/> Yes <input type="checkbox"/> No	<b>Web Links</b> <input type="checkbox"/> Yes <input type="checkbox"/> No
<b>D</b>	<b>DESCRIBE</b> illustrations	Tick all the types of illustrations in the book			
		<input type="checkbox"/> Photographs <input type="checkbox"/> Diagrams <input type="checkbox"/> Drawings <input type="checkbox"/> Maps <input type="checkbox"/> Diary excerpts			
<b>M</b>	<b>MAKE</b> a list of new words 1 for each team member	List of new words:			
		Circle one new word from the book and give its meaning:			
<b>I</b>	<b>IDENTIFY</b> audience	<input type="checkbox"/> Prep Year 1 Year 2	<input type="checkbox"/> Year 3 Year 4	<input type="checkbox"/> Year 5 Year 6	<input type="checkbox"/> High School Years
<b>N</b>	<b>NOTE DOWN</b> something of interest	Check out a fact box or caption:			
<b>D</b>	<b>DECIDE</b> on a rating for	<b>Layout</b> ..... / 5	<b>Illustrations</b> ..... / 5	<b>Range of Information</b> ..... / 5	<b>Quality of information</b> ..... / 5
<b>S</b>	<b>STARS</b> overall	